



# CPOPC April 2024

April 13, 2024

# Welcome back to QHCC

- Acknowledgement of guests and prospective members
- Break between 11am & 11:30am
- Please be respectful of others but do
  - join in
  - ask questions
  - participate

Sharon Fry



# April 2024

## Agenda topics

- Featured speaker: **Mike Giovinazzo— One light Portraits**
- Break
- April Challenge: **Ruins**
- Upcoming challenges and competitions
- Interclub Competition review
- April technique: **Lens Flare**
- Workshops/outings reviews and upcoming
- Photo 101: **Shooting the eclipse (retrospective) - Johan**
- Notices and reminders
- Next meeting

# Featured Speaker

Mike Giovinazzo



# Break

- Restart in 15 minutes with the April Challenge
- Enjoy a refreshment
- Washrooms are upstairs
- Enjoy the company of your photographic friends!

Elizabeth Kaminska




# April challenge – Ruins

- The image must be a structure that is in a state of disintegration or collapse or the remains of a destroyed structure. The photo must be a partial or complete structure.
- **Off Topic:** Images of small relics rather than a structure will be considered off topic.
- **Submission deadline:** Saturday, April 6, 2024 (midnight)
- All archived images are allowed



Levi Clancy  
Unsplash



Who-s-denilo  
Unsplash



Daniel Lincoln  
Unsplash

# May challenge – Veiled images

- The main object or objects should be shrouded or partially obscured by such elements as fog, a veil, vegetation, falling snow, etc.
- **Off Topic:** An image that is simply framed by another element (e.g. vegetation) will be considered off topic.
- **Submission deadline:** Saturday, May 4, 2024 (midnight)
- All archived images are allowed



Katsiaryna Endruskiewicz  
Unsplash



Anton Darius  
Unsplash



Anna  
Goncharova  
Unsplash

# Spring competition – Vertical Landscape

- The image must depict a natural scene where man-made objects can be included but are secondary to the main scene. The vertical dimension of the photo must be longer than the horizontal dimension.
- Images must have been taken since June 2023
- Submit up to **three** images
- Submission deadline: Saturday, May 18 (midnight)



Casey  
Horner

Jordan  
Steranka



Dave –  
M4cxo



# Inter-club competition April 9, 2024

- 11 people participated from CPOPC
- Submitted multiple photos to **Truly Canadian** and **General Category**
- No ribbons but placed respectably



# Truly Canadian digital competition – 97 images

In  
the  
top  
25%

Member	Score out of 30	Member	Score out of 30
John Ingold	26	Scott Udle	23
Wendy Noble	25	Chris Taylor	23
Alan White	24	Ramesh Chauhan	23
Johan Carignan	24	Marianne Pethke	22
John Ingold	24	Lynda Buske	22



Sovereignty  
John Ingold

Blue Alberta  
Wendy Noble





Survival  
Alan White



Library  
John Ingold

Arctic wolves at play  
Johan Carignan



# General category – 58 images

Within top third of all entries

Member	Score out of 30
Nick Ingold	26
Lynda Buske	26
Scott Udle	25
Chris Taylor	25

Shared 4<sup>th</sup> place

Damaraland desert adapted elephant  
Nick Ingold



Cape Breton morning  
Lynda Buske

Misty morning  
Chris Taylor



Wine glass still  
life  
Scott Udle



**CAPA Club Competition**  
**Canada: My Country**  
Good luck to our clubs' submissions

Wendy Noble – Blue Alberta



Scott Udle – Parliament in Autumn

John Ingold – Sovereignty



# April Technique – Lens flare

- Lens flare is a response to a bright, non-image forming light like the sun, a full moon, or artificial lighting which appears on the photo in the form of a haze or a starburst. Lens flare can also happen when a bright light source becomes partially obscured by an object or person. Masterclass.com
- It can give a pleasing effect but if you wish to avoid lens flare, use a lens hood, clean your lens and avoid strong back lighting.
- Submit Images **by April 10th**




Lynda Buske



Ingeborg  
Kerme



Nexus 6



Darren Bessette



Alan White



Lynda Buske

Chris Taylor



# May Technique – Black & white + 1 (selective colour)


- Adding a single colour to a monochrome image allows you to highlight an important object, de-emphasize a cluttered background or simply draw the viewer to a particular hue.
- Even free software (e.g. Photoscape X) will allow you to create a B&W +1 photo by selecting a particular colour to keep or isolating an object and then desaturating the rest of the image.
- Submit Images by **May 8th**

Juniperphoton, Unsplash



Danny Lines, Unsplash

Stefzn, Unsplash



# Presenters/Outings/Workshops



Dates	Subject	Presenter	Outing	Workshop	In Person at QHCC	# of People	Hands on
09 Mar 24	How to photograph trees and forests	Mark Bowie			QHCC	Unlimited	No
30 Mar 24	Architecture		National Gallery		@ location	Unlimited	Yes
13 Apr 24	One Light Portrait	Mike Giovinazzo			QHCC	Unlimited	Yes
20 Apr 24	Food Photography			Adrian Duey	QHCC	12	Yes
11 May 24	Landscape Photography	Mike Higgins			QHCC	Unlimited	No
18 May 24	Ambient Light Photography		Downtown Ottawa	Suliman Chadri	@ location	Unlimited	Yes
15 June 24	Night Sky Photography		Petrie Island		@ location	Unlimited	Yes



# Glass Workshop

With Manfred Mueller  
17 February

Johan Carignan





Leo Grigaitis







Chris Taylor

# OUTING - National Gallery of Canada/Architecture


30 March 2024

No Flash, No Tripod Allowed





Chris Taylor






Lynda Buske





Shirley Udle





Johan Carignan







Scott Udle



# WORKSHOP with Adrian Duey - Still Life and Food Lighting

- Date: 20 April 2024
- **Time: Full day from 10 AM to 2 PM (bring lunch)**
- Learn typical lighting set up used on location for food shoots
  - quality of light
  - basic lighting techniques for food
  - positive and negative fill
  - **how to flag the key light source**
- We will be using Speedlites and studio strobes, light modifiers and reflectors
- **Equipment:**
  - Camera, Tripod and lenses (50mm, 85mm or 24-70mm)
  - Bring old cutting boards, antique cutlery, linen tea towel, wooden spoon (nothing shiny)

# WORKSHOP with Suliman Chadriji - Ambient Light

- **Date:** 18 May 2024
- **Time:** From 18:30 to 21:30 PM (taking advantage of the Golden hour @ 19:48, Sunset @ 20:38 and Blue Hour @ 20:52)
- Learn how to use natural light blended with ambient lighting from the buildings and street lights. Club members will act as models for each other to familiarize themselves with the use of natural light for portrait photography.
  - tips of composition in photography ie: Isolation, motion, perspective and repetition
  - lighting principles
  - slow shutter speed, in focus subject, moving vehicle in background
  - use of reflector and speedlight
- **Equipment:** Your camera with the widest f/stop lens available to you ie: f/2.8 or f/4
  - Tripod and Speedlight (optional)

# Photo 101

Club Photo



ORLÉANS

Photo Club

# Notices

<https://torontocameraclub.com/public-presentation>



Bhutan – Where Happiness Reigns  
Mary Ann & Ray Anderson




Egypt – Land of Wonders  
Scott Bennett



Iceland Through My Lens  
Gareth Leung



Vietnam Trilogy  
Andrzej Wodzinski



Ethiopia - Journey to the Roof of Africa  
Scott Bennett



Bhutan - Mary Ann & Ray Anderson

Toronto Camera Club Public Presentation 2024

## A PHOTO JOURNEY

a collection of audio-visual presentations showcasing world travel photography



Japan - Susan Lemieux



Egypt - Scott Bennett



Ethiopia - Scott Bennett



Vietnam - Andrzej Wodzinski



Iceland - Gareth Leung

In-Club Presentation:

Thursday, April 25th and Friday, April 26th, 8:00 - 10:00 pm

Saturday, April 27th and Sunday, April 28th, 2:00 - 4:00 pm

Online Presentation:

On-demand from Sunday, April 28th to Sunday, May 5th

Tickets: \$15

(Children and Teens free with Adult admission for Saturday and Sunday in-club matinees)

Information: [www.TorontoCameraClub.com](http://www.TorontoCameraClub.com)  
587 Mount Pleasant Road (at Manor Road)  
Toronto, Ontario, M4S 2M5



# Looking ahead to next year

- Current executive:
  - Alan White – President \*
  - Chris Taylor – Vice President
  - John Miner – Webmaster
  - John Ingold – Communications Director
  - Lynda Buske & Scott Udle – Competition Co-Directors
  - Marianne Pethke & Johan Carignan – Program Co-Directors
  - Roger Régimbal – Treasurer
- NOTE: Alan White will be stepping down as President. It is **essential** that this position be filled for the club to continue. Free OTJ training provided by executive members!
- Remember: Any member is welcome to join us at Executive meetings!

# Job description for president

- Chairing Executive meetings, and providing meeting agendas
- Presiding at all Club meetings
- Preparing the presentation slide deck for club meetings
  - in 2024/25 this duty can be shared or delegated to the VP
- Calling extraordinary meetings to deal with urgent issues
- Overseeing the elaboration of yearly programs with the Officers involved
- Assisting Officers in creating yearly programs
- Giving approval to all amendments to programs, competitions, and events
- Booking facilities for all Club meetings

# CPOPC Communications

Communications Director: John Ingold



- Monthly Newsletter + deadline reminders
- Facebook: **Orleans Photo Club**
  - Challenge and Competition winners' photos, event updates
  - <https://www.facebook.com/CPOPC>
- Instagram: **Orleans\_Photo\_Club**
  - Member contributions photos, event updates
  - [https://www.instagram.com/orleans\\_photo\\_club/?hl=en](https://www.instagram.com/orleans_photo_club/?hl=en)
- X/Twitter: **OrleansPhotoClb**
  - Deadlines, event updates
  - <https://twitter.com/OrleansPhotoClb>





# Next meeting: 10am, Saturday, May 11

## LIVE!

- Queenswood Heights Community Centre - Dufour Drive, Orleans
- Featured speaker: Mike Higgins – Landscape Photography
- Challenge: Veiled Images
  - Submission deadline: Saturday, May 4, 2024 (Midnight)
- Technique: B&W +1 colour
- Member Contributions: Eclipse ++
- Photo 101: Making the moon look bigger



Mike Higgins