



CPOPC January 2025

January 11, 2025

Welcome !

- Welcome members, guests and prospective members
- Please join in, ask questions and participate
 - Be respectful of others and the person speaking

Agenda

- Speaker : Matt Huras – Capturing Compelling Wildlife Images
- Break
- Photo Challenge – Up Close
- Scavenger Hunt and Christmas Lights Outing Images
- Photo Processing Workshop Images
- January Technique – Complementary Colours
- Photo 101: Inserting a Title in an Image
- Member Contribution - Paula Brown
- Notices
- Next Meeting

Club Photo



ORLÉANS

Photo Club


Featured Speaker
- Matt Huras –
Capturing Compelling Wildlife Images

January Challenge – Up close

- Up close to a subject. Could be macro shot of nature, still life or a component of a larger subject.
- **Off Topic:** An image is off topic if it was clearly not taken in close proximity to the object or cropped tightly after.
- Archives are allowed.
- Submission deadline: **Saturday, January 4th (midnight)**
- Voting deadline: Thursday, January 9th (midnight)



Jason Leung
Unsplash



Hamish Secrett
Unsplash

February Challenge – Creative Imagery

- Photo is abstract or different from what our naked eye sees. Could be ICM or include a filter that abstracts the image. The subject can be recognizable (or not) to the viewer. **Titles inserted onto the image will be allowed for this challenge.**
Do not include your name in the title.
- **Off Topic:** It is a standard photo with no artistic technique or creative element applied.
- Archives are allowed.
- Submission deadline: **Saturday, Feb 1st (midnight)**
- Voting deadline: Thursday, Feb 6th (midnight)

Mila
Fakurian, Unsplash



Hector Falcon, Unsplash



Scavenger Hunt Images

Scavenger Hunt 2024

- 6 club members participated
- 15 of 20 subjects selected
- Most popular Nature's Details, Food Art and Plant/Flower


Symmetry	Color Pop	Nature's Details	Old vs. New
Vintage Item	Window	Bicycle	Musical Instrument
Worn-Out	Pair of Glasses	Light/Shadow	Urban Life
Food Art	Notebook	Rusty	Broken
Toy	Plant/Flower	Juxtaposition	Motion/Action



M
a
r
i
a
n
n
e

P
e
t
h
k
e

Symmetry



J
o
h
n
-
i
n
g
o
-
i
d

Symmetry

Colour Pop



J
e
a
n

M
o
o
r
e

Colour Pop



R
a
m
e
s
h
C
h
a
u
h
a
n

Nature's Details



M
a
r
i
a
n
n
e

P
e
t
h
k
e

Nature's Details



R
a
m
e
s
h

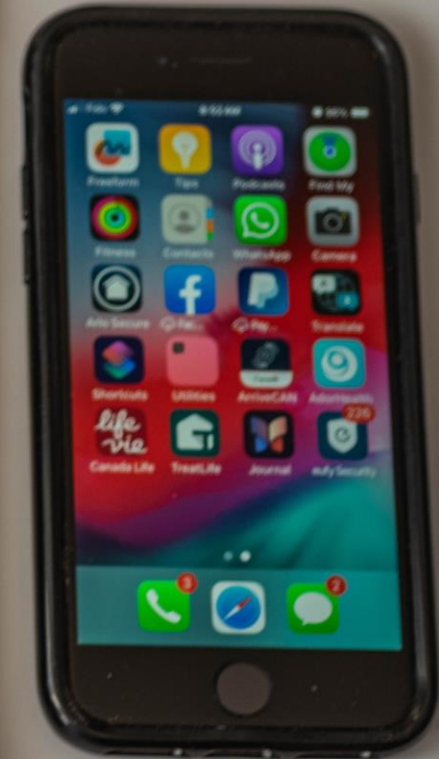
C
h
a
u
h
a
n



Nature's Details

L
y
n
d
a

B
u
s
k
e



J
e
a
n
M
o
o
r
e

Old vs New



J
o
h
a
n

C
a
r
i
g
n
a
n

Old vs New



M
a
r
i
a
n
n
e

P
e
t
h
k
e

Old vs New

Vintage



J
e
a
n

M
o
o
r
e



Vintage

J o h a n n C a r r i g n a n



Bicycle

J
o
h
n
-
g
o
-
d

Musical
Instrument



d - o g n - i - n h o u



Worn out

d - o g n - n h o j

Pair of Glasses



J
o
h
a
n
C
a
r
r
i
n
g
a
n



Light/Shadow

M
a
r
i
a
n
n
e

P
e
t
h
k
e






L
y
n
d
a

B
u
s
k
e

Light/
Shadow

J
e
a
n

M
o
o
r
e



Food Art

Food
Art



R
a
m
e
s
h
C
h
a
u
h
a
n

Food Art



J
o
h
a
n
n
C
a
r
i
g
n
a
n



Rusty

J o h a n
C a r r i g n a n

Rusty



R
a
m
e
s
h

C
h
a
u
h
a
n

Toy



J
e
a
n
M
o
o
r
e

Plant/
Flower



R
a
m
e
s
h

C
h
a
u
h
a
n



Plant/Flower

J
e
a
n

M
o
o
r
e



M
a
r
r
i
a
n
n
e
P
e
t
h
k
e

Plant/Flower



M
a
r
i
a
n
n
e

P
e
t
h
k
e

Motion/Action



Christmas Lights Outing

- December 2024 -

Christmas Lights 2024

- Cold night
- We had snow
- Stayed until 7 PM
- Trish had fun with her Infrared film





T
r
i
s
h

P
a
r
s
o
n





J
o
h
a
n
n
a
C
a
r
r
i
n
g
i
n
a
n



J o h a n n C a r r i g n a n

T
r
i
s
h
P
a
r
s
o
n



J
o
h
a
n
n
C
a
r
r
i
g
n
a
n



Club Photo



ORLÉANS

Photo Club

Photo Processing Workshop

- Images from November 2024 -



Common Image



Elizabeth Kaminska

**Elizabeth
Kaminska**



**Elizabeth
Kaminska**





Jean Moore

Jean Moore



Jean Moore





Jean-François Riel



Jean-François Riel



John Miner



John Ingold



John Ingold



John Ingold



Patricia Parsons



Patricia Parsons



Patricia Parsons



Ramesh Chauhan



Ramesh Chauhan

**Ramesh
Chauhan**





Scott Udle



Scott Udle



Scott Udle



Sharon Fry



Sharon Fry



Sharon Fry



Yoline Joseph-Hoskin



Yoline Joseph-Hoskin



Yoline Joseph-Hoskin

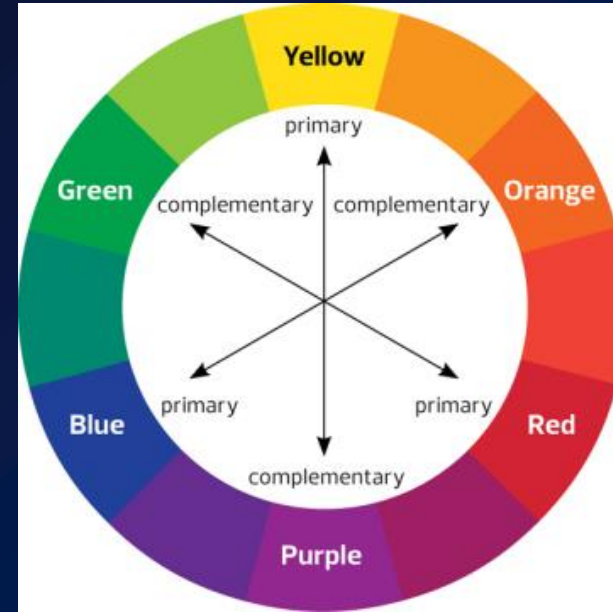
The Participants

- Elizabeth Kaminska
- Jean Moore
- Jean-François Riel
- John Miner
- John Ingold
- Patricia Parsons
- Ramesh Chauhan
- Scott Udle
- Sharon Fry
- Yoline Joseph-Hoskin

Thank you !
See you at the next workshop on
January 15th !

January Technique – Complementary Colours

- Complementary colors are the opposite hues on the color wheel. They are one primary color plus a secondary color created by mixing the other two primaries.
 - ✓ Blue and orange (red+yellow)
 - ✓ Yellow and purple (red+blue)
 - ✓ Red and green (blue+yellow)
- Complementary colours can make each other look brighter.



Mae Mu,
Unsplash



Renee Fisher, Unsplash



Jean Moore



Sharon Fry



Chris Taylor



Johan
Carignan



Jean-François
Riel



Lynda Buske


February Technique – Silhouette

- Place your subject in front of a light source or ensure that the background is significantly brighter than the subject.
- Typically, a camera will automatically create a silhouette but if your subject makes up a large portion of the photo, you may have to manually underexpose your shot.
- Rather than tonalities and colour, pay attention to the shape and outline of your object.
- Submission deadline: **Wednesday, Feb 5th**

Benjamin Davies ,Unsplash



Ray Hennessy, Unsplash



Club Photo



ORLÉANS

Photo Club

Photo 101

Inserting a Title in an Image

Photo 101 – Adding text to an image

- Most photo editing software has this feature.
- Might be called insert text, text tool, markup etc.
- All allow you to adjust font typeface, size, and colour.



Can Use Windows Paint on a PC

- Open Paint application (type Paint in start menu)
- Load photo (file, open)
- Select the Text Tool (the “A” icon)
- Create a text box (click on image)
- Format your text before typing (choose font, size, color)
- Move text box where you want
- Save your work (file, save as)

File Home View

Paste Cut Copy

Select Crop Resize Rotate

Tools

Brushes

Shapes

Outline Fill

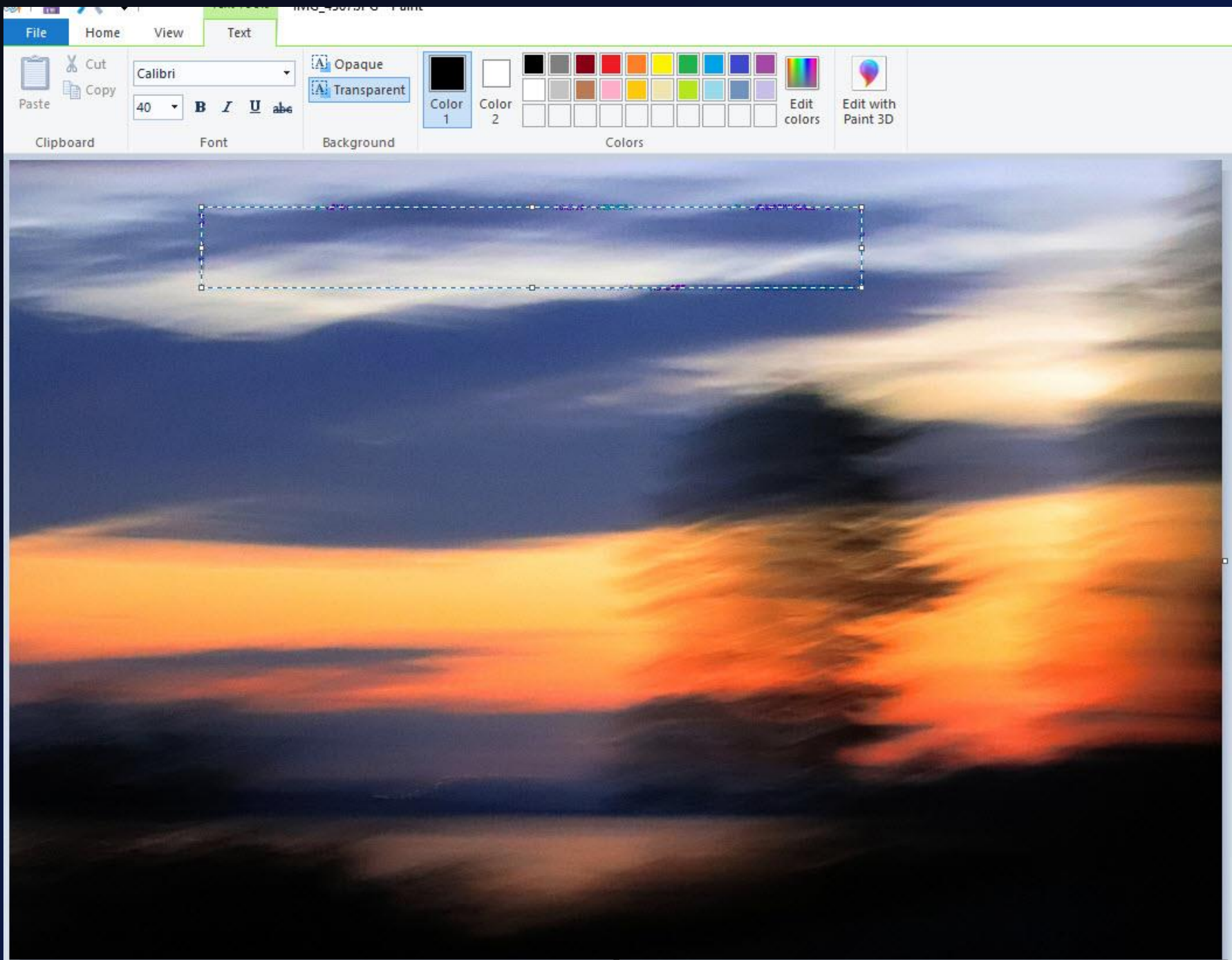
Size

Color 1 Color 2

Colors

Edit colors





File Home View

Paste Cut Copy

Clipboard

Select Crop Resize Rotate

Image

Tools

Brushes

Shapes

Outline Fill

Size

Color 1 Color 2

Colors

Edit colors



Autumn Breezes



Member Contribution - Paula Brown -

Paula Brown published in Fine Gardening Magazine Garden Photos of the Day

Growing Season

Despite some turbulent summer weather, this front garden is still filled with fabulous flowers

By GPOD Contributor



Happy Monday GPODers!

We're starting the week off in a garden we've seen a couple of times in the past. Paula Brown gardens in Ottawa, Ontario, Canada and creates beds, borders, containers and wreaths that fill her front yard with flowers (Check out her previous submissions: [Paula's Ottawa Garden](#) and [Paula's Front Garden in Ottawa](#)). Today we get to see how her garden handled a turbulent growing season.



All of Paula's neighbors in Ottawa must adore her. Her front yard is an absolute delight of colors in so many shapes and forms. From the beautiful mounds of flowers to the spikes of grass that draw your eye across the path, there is endless eye candy to enjoy.

<https://tntn.omecl.com/portal/wts/ug%5EcnB6dDCebbeBFc%5Er8qkz%5EgfjL%5E9xsEPnkholsa>



So perfect it looks like a painting! The crisp edges on her beds are a fantastic contrast to the mounds of black-eyed Susans (*Rudbeckia hirta*, Zones 3–8), daisies, purple coneflowers (*Echinacea purpurea*, Zones 3–9), and hydrangea.



I can deduce that Paula has lots of stunning, classic garden beauties. Bright pink zinnias will always please, evidenced by a monarch butterfly stopping by to enjoy.



As much as Paula's neighbors must enjoy her flower-filled front yard, the local pollinators must appreciate her plantings that much more.

Notices

Challenge and Competition Topics

Month	Topic	Type
October	Open category (within the last year)	Challenge
November	Black & white	Challenge
December	Long exposure	Competition
January	Up close	Challenge
February	Creative imagery (titles allowed)	Challenge
March	People at play	Challenge
April	Waterside	Challenge
May	Horizontal panorama	Challenge
June	Flora	Competition
April	Up close	Interclub competition

Outings and Workshops

DATES	SUBJECT	OUTING	PRESENTER	@ Location OR @ QHCC	# OF PEOPLE	HANDS ON
26 Sep 24	Photo Processing Workshop		Jean-Francois Riel	Zoom	15	Yes
5 Oct 24	Fall colours	Gatineau Park		@ location	Unlimited	Yes
9 Nov 24	Scavenger Hunt	Location your choice		@ location	Unlimited	Yes
23 Nov 24	Photobook		Lynda Buske & Chris Taylor	@ location	10	Yes
15 Dec 24	Christmas Lights	Downtown, Ottawa		@ location	Unlimited	Yes
15 Jan 25	Photo Processing		Jean-Francois Riel	Zoom	15	Yes
25 Jan 25	Water Droplets		Satvinder Singh & Tony De Luca	QHCC	Unlimited	Yes
22 Feb 25	Lightbulb Photography		Johan Carignan & Trish Parsons	QHCC	Unlimited	Yes
15 Mar 25	Light Portraiture One Speedlight		Adrien Duey	QHCC	12	Yes
19 Apr 25	Photographing with Smoke		Manfred Mueller	QHCC	6	Yes
24 May 25	Smartphone Photography		Jamie Johnson	@ location	10	Yes

In-Person Workshop - Water Droplets

Organizer: Johan Carignan

- Workshop facilitators: Satvinder Sachar and Tony DeLuca
- Date: Saturday, January 25th, 2025
- Timings: 10:00am to 2:00pm
- Location: Held at Queenswood Heights
- Participants: 12 + 1 observer

Learn how to capture stunning images of water drops as they fall into a bowl of water using basic camera gear

- **Registration Closed**
- **\$20, non-refundable**



In-Person Workshop - Lightbulb Photography

Organizer: Johan Carignan

- Workshop facilitators: Johan Carignan & Trish Parsons
- Date: Saturday, February 22nd, 2025
- Timings: 10:00am to 2:00pm
- Location: Held at Queenswood Heights
- Participants: 12 + observers

Learn to create images with a lightbulb and sparklers, without the need for expensive Camera gear

- Register before February 2nd
- \$20, non-refundable



In-Person Workshop - Smoke Photography

Organizer: Johan Carignan

- Workshop facilitators: Manfred Mueller
- Date: Saturday, April 19th, 2025
- Timings: 10:00am to 2:00pm
- Location: Held at Queenswood Heights
- Participants: 6 + observers

Capture dynamic **portraiture** shots with ambient smoke, evoking the atmosphere of 1950s and 1960s nightclubs, and create intriguing **still life** compositions

- Register before March 30th
- \$35, non-refundable



Photo Processing Workshop

Facilitator: Jean-François Riel

- Next workshop to be held on January 15th, 2025, @ 7:00pm
- One common image to work on
- One of your own images to work on (show before and after)
- Email president@cpopc.ca to register by January 11th, 2025 and receive the common image to work on and Zoom invitation
- 3 images to be emailed back to president@cpopc.ca by January 14th @ midnight

UDPATE: Annual Membership Fees for 2025-26

Secretary and Treasurer - Roger Régimbal

- Individual - \$50, will increase to \$75
- Family - \$75, will increase to \$115
- Online only - \$25, will increase to \$37.50
- Please pay online via PayPal using the CPOPC web site “How to Join” page
- We need to charge for some of the workshops as we did in the past.


New Year Challenge

Membership Drive – Bring a Friend !

- Asking everyone to invite a prospective member at some point in the new year
 - Aide others in finding a new passion or rekindling an old one
 - Raise more awareness to our club
 - Increase our resources and support so we can maintain our great programming
 - Ensure long term stability of the club

CPOPC Communications

Communications Director: John Ingold



- Monthly Newsletter + deadline reminders
- Facebook: **Orleans Photo Club**
 - Challenge and Competition winners' photos, event updates
 - <https://www.facebook.com/CPOPC>
- Instagram: **Orleans_Photo_Club**
 - Member contributions photos, event updates
 - https://www.instagram.com/orleans_photo_club/?hl=en
- X (Twitter): **Account closed**



CPOPC Online Discussion Forum

- Restricted to CPOPC members and is completely voluntary
- For communication with other members on anything photographic
 - sharing ideas, asking for help & opinions, general photographic discussions, etc.
 - sharing of images permitted
 - be considerate of other forum members' bandwidth & mailbox size
- To join, send an email to Chris.Taylor@opcug.ca
 - request access to the CPOPC-Forum
 - include your full name, email & mailing address on record with CPOPC
 - for membership validation
- Once approved, you;
 - will receive an email welcoming you to the forum
 - can post to the forum by emailing cpopc-forum@googlegroups.com
 - your email will be distributed to all members of the forum
 - will receive (via email) any postings made by forum members
 - subject line will always begin with [CPOPC-Forum]
 - can reply to any emails that come from the forum
 - your reply will be sent to all members of the forum
- Note: by posting to the forum, you will be exposing your email address to forum subscribers





Inter-Club Competition

- Clark Hall, RA Centre on Tuesday, **April 1, 7pm**
- Digital and print competitions, separate ribbons.
- Topic : ***Up Close and Personal***
- Up to 2 photos on topic, other(s) in general category. Total of maximum 3 images.
- Your submissions can be any combo of print and digital.
- RA website for submissions opens on **January 17**
- Deadline for on-line submission: **Midnight, March 10**

Barista Wanted

- Looking for a replacement for Dorothy Johnson
- Role includes:
 - Purchasing supplies before meetings
 - Arriving early to the room to set up and make coffee, and cleaning up afterwards
 - Collecting money and managing the coffee fund

Photographer Wanted

- **Peggy Wareham** is looking for a family photographer for August 16, 2025 when she will have folks visiting the area.
- Contact peggywareham.pw@gmail.com

Activities Coming Up

- Photo processing workshop: January 15th
- Water droplet workshop: January 25th (REGISTER AND PAY PRIOR TO **January 5th**)
- Canadian Imaging Conference and Expo, April 25-27 in Ottawa. canadianimaging.org
- Ann Piché exhibition “Structured Water” at Gallery 112 Thursday Feb 6th from 5h30 to 7h30. Register on Eventbrite (James Bartleman Archives and Library Materials Centre) - FREE
- *Please share upcoming events with the Club*

Next Meeting

- February 8th at 10h00 on Zoom
- Featured Speaker: Hazel Meredith – Working with Texture and Overlay; Turn Ho-Hum into a Work of Art
- Challenge: Creative Imagery (submit by **February 1st** at midnight)
- Technique: Silhouette (submit by **February 6th** at midnight)

Thank you !